
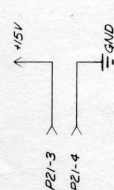



NOTES:

- 1) UNLESS OTHERWISE SPECIFIED:
RESISTOR VALUES ARE IN OHMS, 1/4W, 5%
CAPACITOR VALUES ARE IN μF, 50V, 20%
CR1-CR8 ARE 1N4101
Z1-Z4 ARE C, D, 40, 15, BE
R40, Z4
- 2) HIGHEST REF DES: C8, CR8, P22, 98
3. CONVENTION USED FOR SUPPLY
VOLTAGE CONNECTIONS:



S1-S8
BASE VIEW, LOOKING
TOWARDS TERMINALS




OMNI-2 MODEL 2470
SCHEMATIC
"SYNTHESIZER SWITCH" BOARD
(ASSEMBLY BELOW)